


Field Applied Roofing PV Laminate For Steel Roofs

Models: PVL-31, PVL-62, PVL-68, PVL-93, PVL-124, PVL-136

- Lightweight, Flexible, Durable
- Easy to install “peel and apply” application
- 20 Year warranty on power output
- Roll Shippable
- Top Termination quick connect or Junction Box
- Bypass Diodes for Shadow Tolerance
- UL Listed 



Product Description and Application

Each PVL (photovoltaic laminate) utilizes the proprietary Triple Junction solar cells manufactured by *UNI-SOLAR*. These cells are made in a roll-to-roll deposition process on a continuous roll of stainless steel. The result is a unique, flexible, lightweight solar cell.

The *UNI-SOLAR* PV Laminates are encapsulated in UV stabilized polymers making them exceptionally durable.

Bypass diodes are connected across each cell, allowing the modules to produce power even when partially shaded.

These special roofing laminates are designed to be bonded on 16-inch wide (minimum), flat steel pans. They come with the bonding adhesive factory-installed on the back of the laminate. Included is a rugged, weatherproof junction box and/or Quick Connect Terminals.


Application Criterion

- PVDF Coated (Galvalume® or Zinalume®) steel metal pan
- Steel pans with flat surface (without pencil beads or decorative stippling)
- 16” minimum steel pan width
- Installation temperature between 10°C - 40°C (50°F -100°F)
- Maximum roof temperature 85°C (185°F)
- Certified Installer
- Cleaned as per manufacturer’s instructions
- New or qualified new roof installations

Quick Connect

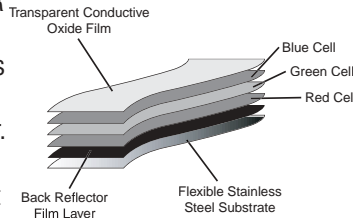


Junction Box



Triple Junction Technology

The foundation of the new UNI-SOLAR PVL is the Triple Junction silicon solar cell unique to UNI-SOLAR. Each cell is composed of three semiconductor junctions stacked on top of each other. The bottom cell absorbs the red light, the middle cell absorbs the green light and the top cell absorbs the blue light. This spectrum splitting capability is the key to higher efficiency.



United Solar Ovonic

United Solar Ovonic is the world leader in thin-film technologies. It's a company with years of experience in photovoltaics and is backed by a U.S. technology leader, Energy Conversion Devices, which holds 350 U.S. patents and 800 foreign patents. Our technology has proven itself over decades under the most extreme conditions imaginable, including satellites, ocean buoys and military applications. We offer a proven product, a proven technology from a proven company.

Dimensions & Specifications

Physical:

Model Number	Laminate Length	Laminate Width	Laminate Thickness	Weight	Minimum Slope	Maximum Slope
PVL-31	4 ft. 7 1/2 in.	15 1/2 in.	0.12 in.	4.1 lb	1:12 (5°)	21:12 (60°)
PVL-62	8 ft. 6 3/4 in.	15 1/2 in.	0.12 in.	8.2 lb.	1:12 (5°)	21:12 (60°)
PVL-68	9 ft. 4 1/8 in.	15 1/2 in.	0.12 in.	9 lb.	1:12 (5°)	21:12 (60°)
PVL-93	12 ft. 6 1/4 in.	15 1/2 in.	0.12 in.	12.3 lb.	1:12 (5°)	21:12 (60°)
PVL-124	16 ft. 5 1/4 in.	15 1/2 in.	0.12 in.	16.5 lb.	1:12 (5°)	21:12 (60°)
PVL-136	18 ft.	15 1/2 in.	0.12 in.	17 lb.	1:12 (5°)	21:12 (60°)

Electrical:

Performance	PVL- 31	PVL- 62	PVL-68	PVL-93	PVL-124	PVL-136
Rated Power (Watts)	31	62	68	93	124	136
Nominal Operating Voltage	6	12	12	18	24	24
Operating Voltage (Volts)	7.5	15	16.5	22.5	30.0	33.0
Operating Current (Amps)	4.13	4.13	4.13	4.13	4.13	4.13
Open-Circuit Voltage (Volts)	10.5	21.0	23.1	31.5	42.0	46.2
Open-Circuit Voltage (Volts) at -10°C and 1250 W/m2	12.0	23.9	26.3	35.9	47.9	52.7
Short-Circuit Current (Amps)	5.1	5.1	5.1	5.1	5.1	5.1
Short-Circuit Current (Amps) At 75°C and 1250 W/m2	6.7	6.7	6.7	6.7	6.7	6.7
Series Fuse Rating (Amps)*	8	8	8	8	8	8
Min. Blocking Diode (Amps)	8	8	8	8	8	8

NOTES:

During the first 8-10 weeks of operation, electrical output exceeds specified ratings. Power output may be higher by 15%, operating voltage may be higher by 11% and operating current may be higher by 4%.

Electrical specifications (±5%) are based on measurements performed at standard test conditions of 1000 W/m2 irradiance, Air Mass 1.5, and Cell Temperature of 25°C after long-term stabilization. Actual performance may vary up to 10% from rated power due to low temperature operation, spectral and other related effects. Maximum system open-circuit voltage not to exceed 600 VDC.

Specifications subject to change without notice.

* Refer to section 690.8 of the National Electric Code for an additional factor of 125%, which may be applicable.

Corporate Sales & Marketing Office: United Solar Ovonic

3800 Lapeer Rd., Auburn Hills, MI 48326
Tel: 248.475.0100
Toll Free: 800.843.3892
Fax: 248.364.0510
Email: info@uni-solar.com

North American Sales Office: United Solar Ovonic

4520 Viewridge Ave., San Diego, CA 92123
Tel: 858.614.1435
Toll Free: 800.397.2083
Fax: 858.514.8694
Email: westerninfo@uni-solar.com

European Sales Office: United Solar Ovonic Europe GmbH

Denneward Str. 25-27
52068 Aachen - Germany
Tel: +49.241.9631130
Fax: +49.241.9631138
Email: europeinfo@uni-solar.com